



ಬೃಹತ್ ಬೆಂಗಳೂರು ಮಹಾನಗರ ಪಾಲಿಕೆ
Bruhat Bengaluru Mahanagara Palike



BBMP COVID-19 WAR ROOM 12.04.2022



OVERVIEW OF COVID-19 IN BENGALURU



CASE TRENDS ACTIVE CASES **1,328**

<u>Confirmed Cases</u>	<u>Recovered Cases</u>	<u>Death Cases</u>
40 17,82,146 #	74 17,63,855 #	0 16,963 #

HOSPITALIZATION **4**

<u>ICU – V</u>	<u>ICU</u>	<u>HDU</u>	<u>General</u>
1	-	1	2

INCLUDES GOVT. QUOTA AND PRIVATE WALK-IN HOSPITALIZATION

VACCINATION **17,191** 1,85,94,436 #

<u>First Dose</u>	<u>Second Dose</u>	<u>Precaution Dose</u>
9,620 94,15,109 #	2,567 88,23,171 #	5,004 3,56,156 #

TRIAGING

MTU
4

Tele Triage
28

ACTIVE CZs

0

MCZs (< 5 cases)
0

Clusters (> 5 cases)
0

TESTING **3,390** 2,96,93,796 #

<u>RAT</u>	<u>RTPCR</u>
295	3,095

Positivity : 1.32%
*FOR LAST 7 DAYS

: indicates cumulative numbers till date



ABSTRACT OF COVID-19 SCENARIO IN BENGALURU



	MALE			FEMALE			TRANSGENDER			TOTAL		
	Last 24 Hours	Last 7 Days	Cumulative	Last 24 Hours	Last 7 Days	Cumulative	Last 24 Hours	Last 7 Days	Cumulative	Last 24 Hours	Last 7 Days	Cumulative
Positive Cases	23	204	10,54,106	17	114	7,27,849	0	0	191	40	318	17,82,146
Recovered Cases	39	239	10,42,033	35	127	7,21,639	0	0	183	74	366	17,63,855
Death Cases	0	0	10,744	0	1	6,215	0	0	4	0	1	16,963
Total Tests Done	In Last 24 hrs. : 3,390			In last 7 days : 24,046			Cumulative : 2,96,93,796					
Vaccine Doses Administered	In Last 24 hrs. : 17,191			In last 7 days : 1,00,912			Cumulative : 1,85,94,436					
ACTIVE CASES									1,328			

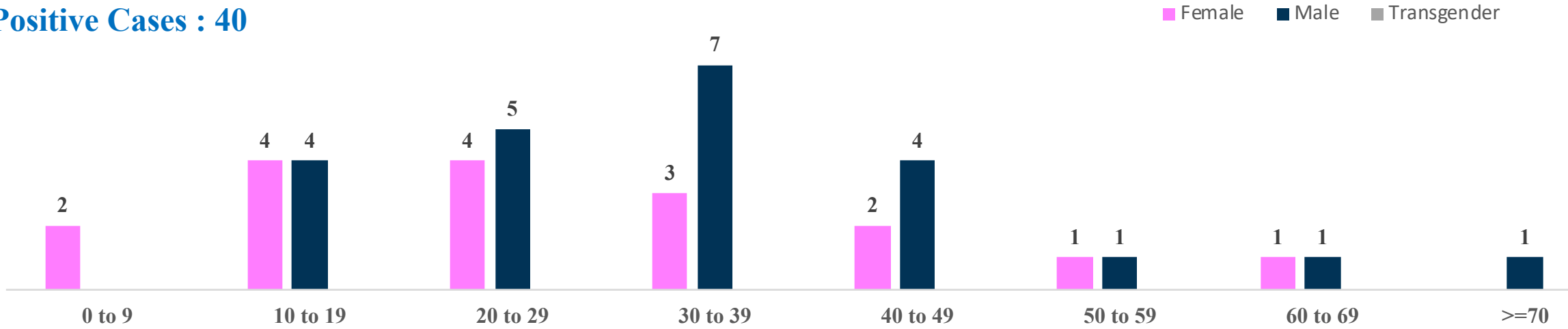
*Covid deaths occurred today : 00 | Covid deaths occurred beyond last 24 hrs., reported today : 00



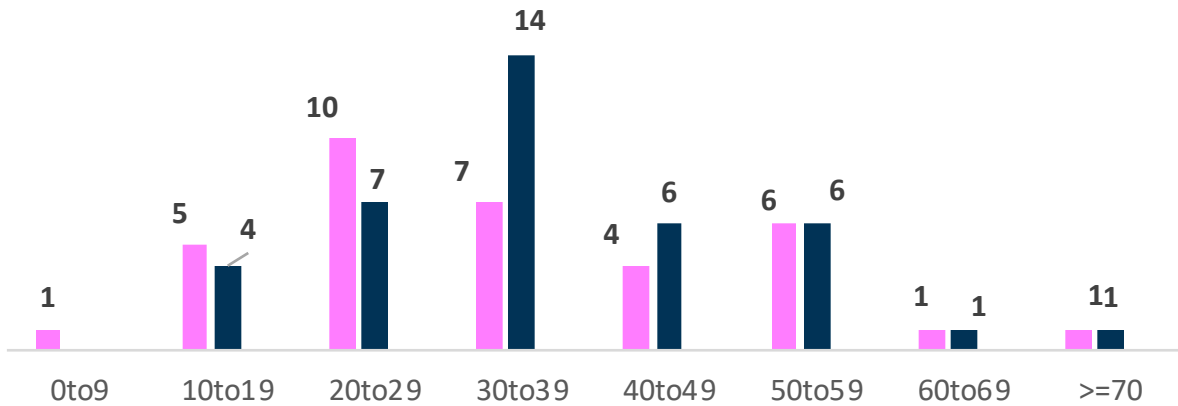
LAST 24 HOURS AGE GROUP AND GENDER WISE DISTRIBUTION



Positive Cases : 40



Recovered Cases : 74

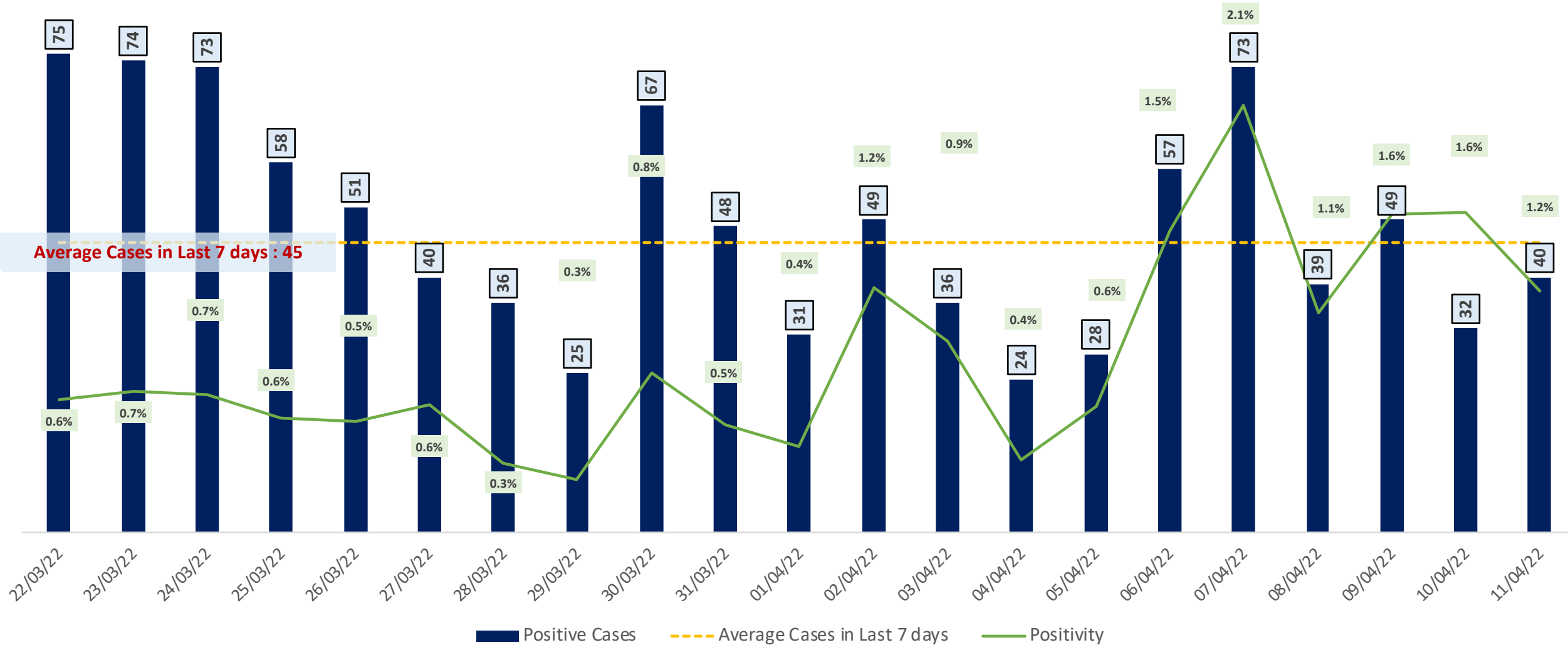


Death Cases : 0



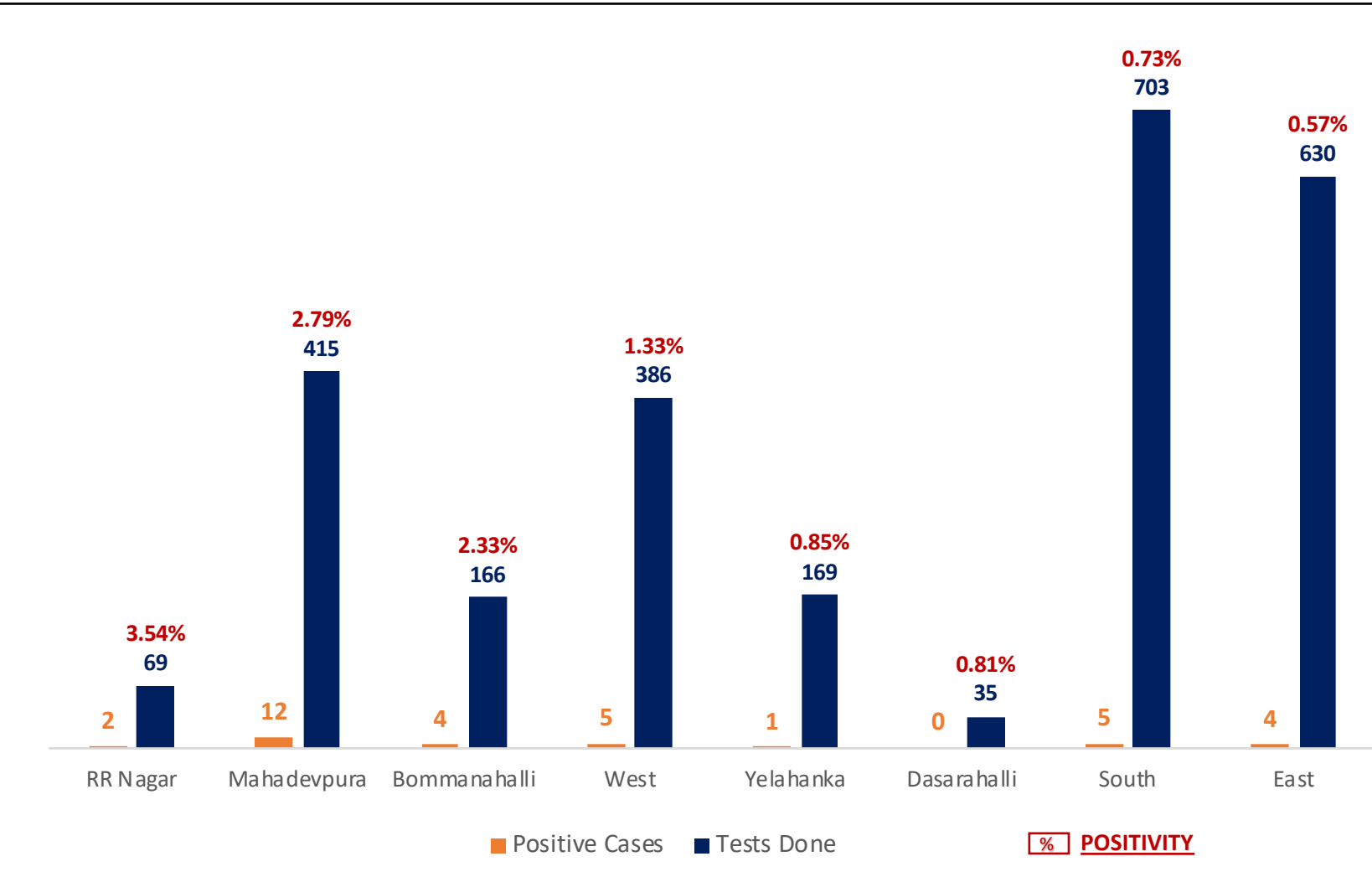


POSITIVITY RATE OF BENGALURU – LAST 21 DAYS





ZONE WISE COVID19 CASE MANAGEMENT FOR LAST 7 DAYS



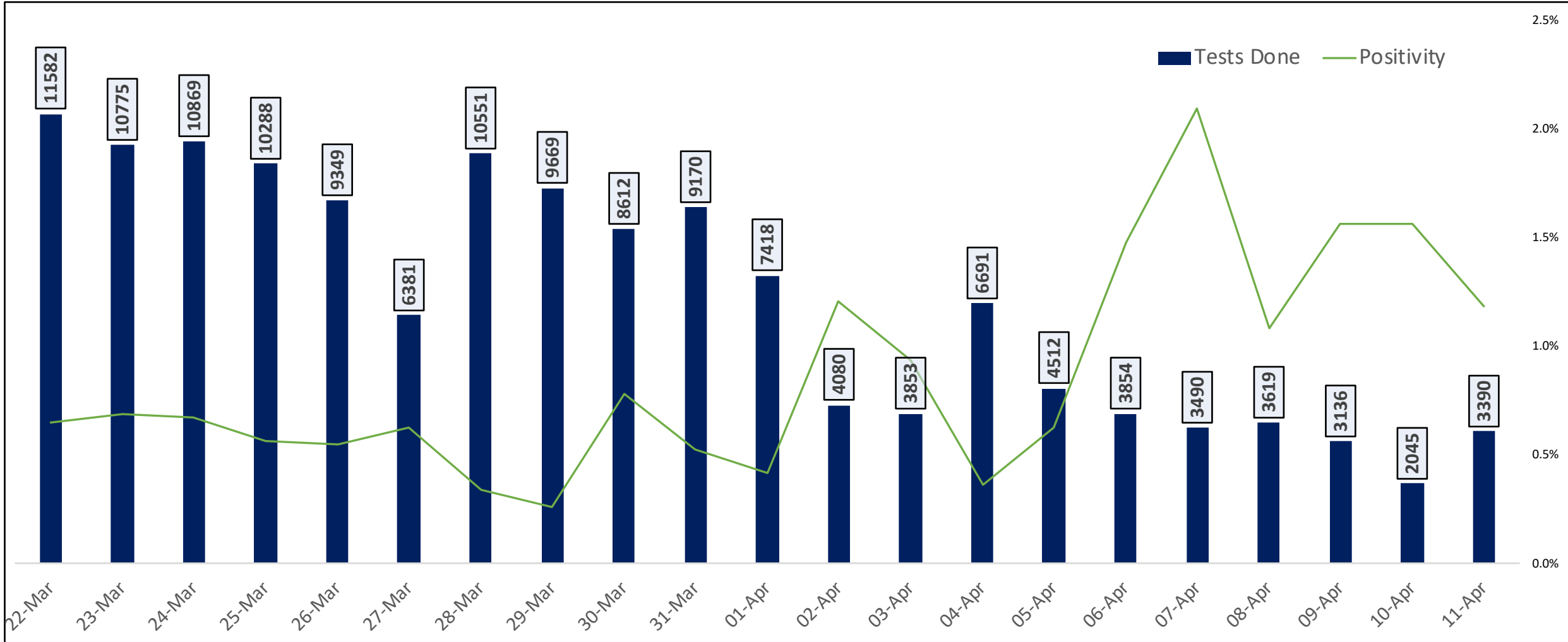
Zone Name	Hospital/CCC	Home isolation	Under Tracing
BOMMANAHALLI	0.00%	100.00%	0.00%
DASARAHALLI	0.00%	100.00%	0.00%
EAST	0.00%	100.00%	0.00%
MAHADEVAPURA	1.22%	98.78%	0.00%
RR NAGAR	0.00%	100.00%	0.00%
SOUTH	0.00%	100.00%	0.00%
WEST	0.00%	100.00%	0.00%
YELAHANKA	0.00%	100.00%	0.00%



TESTING TRENDS IN BENGALURU

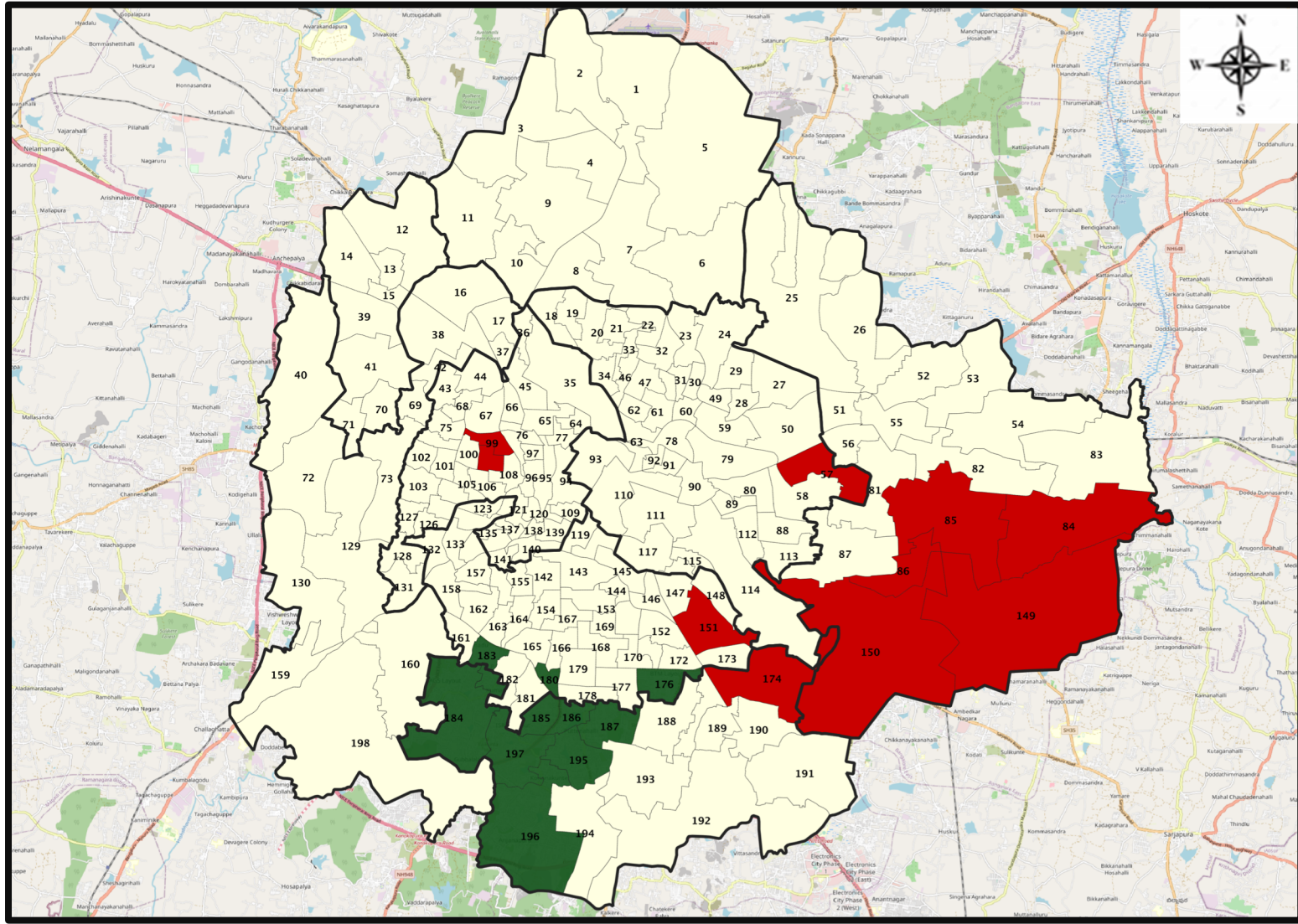


Total Test Conducted Till Date	Test Conducted Last 24 hours	Last 7 Days Average
2,96,93,796	3,390	3,435





BENGALURU URBAN MAP SHOWING TREND OF POSITIVE CASES IN LAST 7 DAYS



Top 10 wards reporting highest number of positive cases in last 7 days

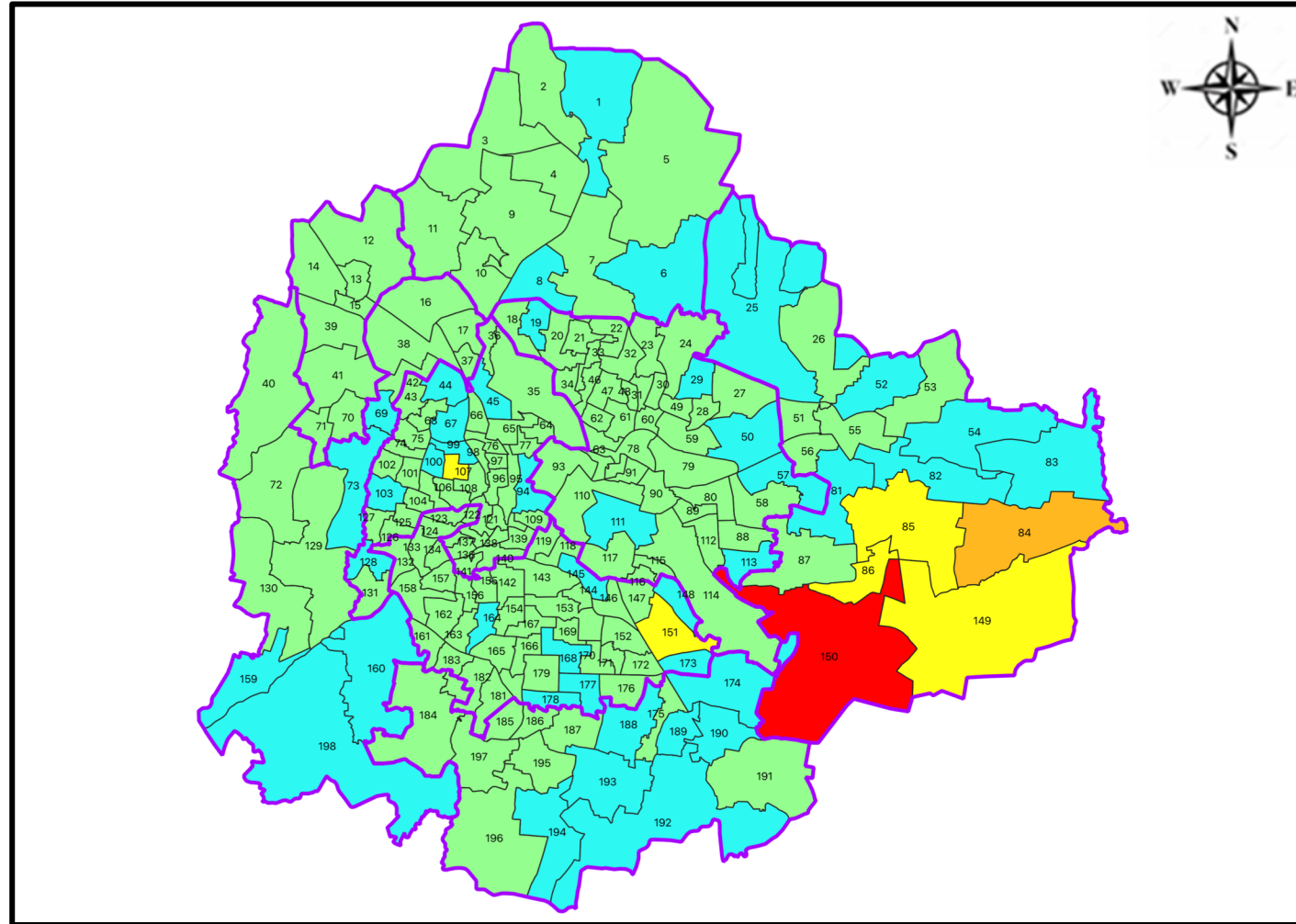
Ward No.	Ward Name	Daily Cases Average
150	Bellanduru	4
84	Hagadur	2
149	Varthuru	1
85	Dodda Nekkundi	1
151	Koramangala	1
86	Marattahalli	1
107	Shivanagara	1
57	CV Raman Nagar	1
99	Rajajinagar	1
174	HSR Layout	1

Top 10 wards reporting least number of positive cases in last 7 days

Ward No.	Ward Name	Daily Cases Average
197	Vasanthpura	0
196	Anjanapura	0
195	Konanakunte	0
187	Puttenahalli	0
186	Jaraganahalli	0
185	Yelchenahalli	0
184	Uttarahalli	0
183	Chikkalsandra	0
180	Banashankari Temple Ward	0
176	B T M Layout	0



BENGALURU MAP SHOWING INTENSITY OF POSITIVE CASES IN LAST 7 DAYS



- Level 1 : 0 to 1 Cases
- Level 2 : 1 to 05 Cases
- Level 3 : 05 to 10 Cases
- Level 4 : 10 to 25 Cases
- Level 5 : More than 25 Cases
- Zone Boundaries



GOVT. QUOTA COVID BED STATUS AS ON 12.04.2022



SR. NO.	Facility Type	No. of Hospital	Total Allocated Beds for C+ Patients					Occupied Beds for C+ Patients					Net Available Beds for C+ Patients				
			Gen Beds	HDU	ICU Beds	ICU-V	Total	Gen Beds	HDU	ICU Beds	ICU-V	Total	Gen Beds	HDU	ICU Beds	ICU-V	Total
1	Government Medical Colleges	4	120	255	33	27	435	0	0	0	0	0	120	255	33	27	435
2	Government Hospitals	18	637	292	74	95	1,098	1	1	0	0	2	636	291	74	95	1,096
3	Private Medical Colleges	12	178	200	66	35	479	0	0	0	0	0	178	200	66	35	479
4	Private Hospitals	32	181	61	49	42	333	0	0	0	1	1	181	61	49	41	332
5	Covid Care Centre	1	50					0					50				
Total Beds		67	1,166	808	222	199	2,395	1	1	0	1	3	1,165	807	222	198	2,392

* Status as on 12.04.2022 – 05:00 PM



ACTIVE PATIENTS ADMITTED UNDER GOVT. QUOTA



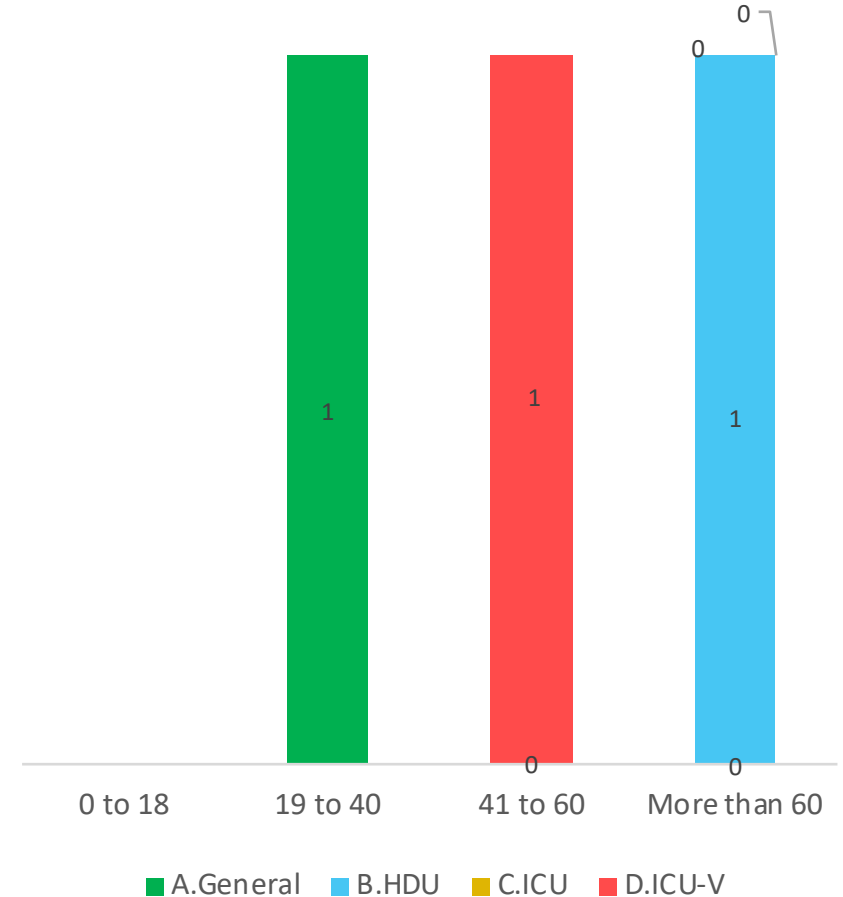
Admission By Bed Type And Number Of Days From Date Of Admission

Days in Hospital	General	HDU	ICU	ICU-V	Total
0 to 7 Days					
8 to 14 Days					0
15 to 21 Days					0
Beyond 21 days	1	1	0	1	3
TOTAL	1	1	0	1	3

* Only Government Quota Admissions through CHBMS considered

* Status as on 12.04.2022 – 05:00 PM

Age Group Distribution Of Active Hospital Admission



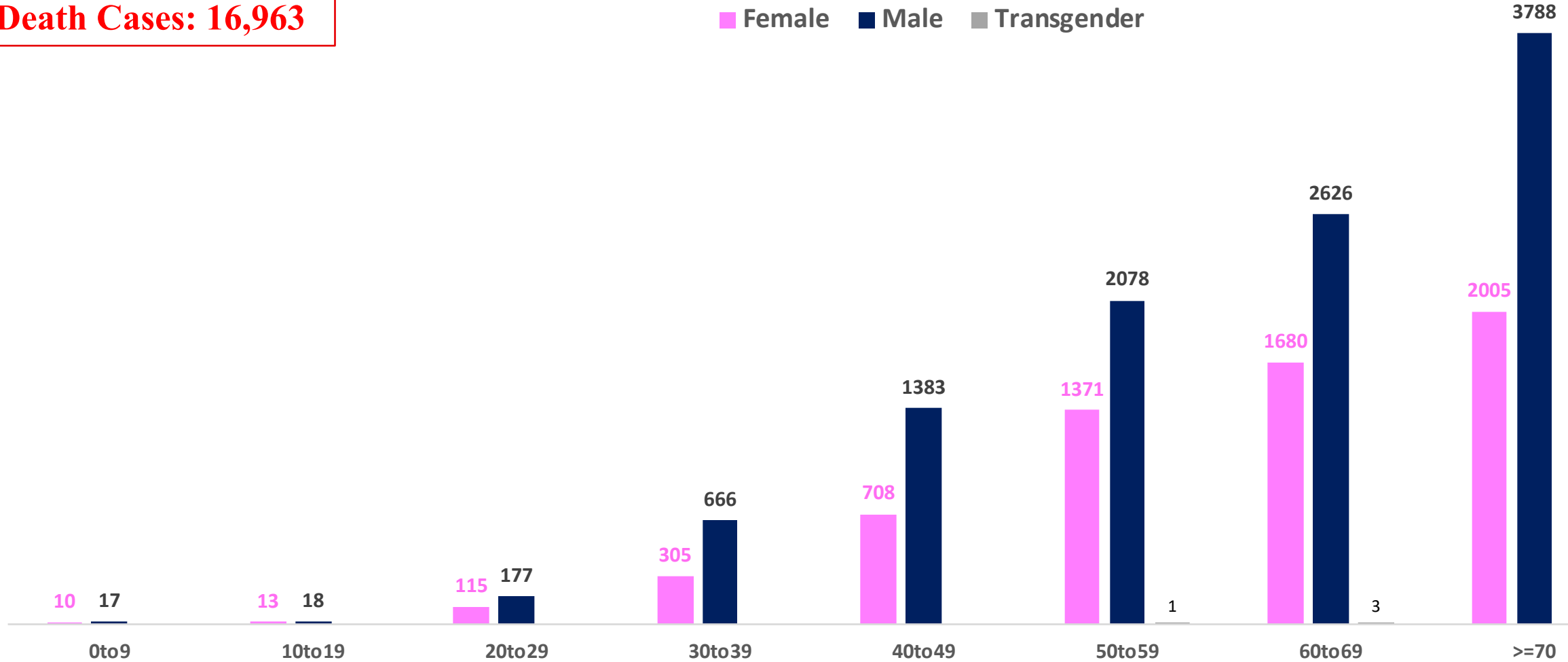


AGE AND GENDER WISE DISTRIBUTION OF DEATH CASES



Death Cases: 16,963

Female Male Transgender





VACCINATION COVERAGE AS ON 11.04.2022

Total Doses Administered

1,85,94,436

▲ 17,191

12-14 years

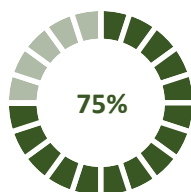
* Eligible Population 2.82 Lakhs

1ST DOSE

98,649

Doses administered

▲ 8,512



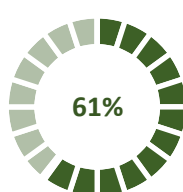
Total 15-18 years Population : 4.42 Lakhs

1ST DOSE

3,31,717

Doses administered

▲ 678



2ND DOSE

2,68,598

Doses administered

▲ 421

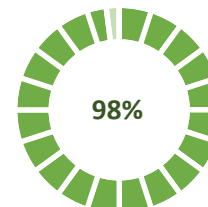
Total adult Population : 91.7 Lakhs

1ST DOSE

89,84,743

Doses administered

▲ 430

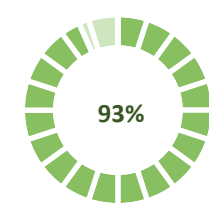


2ND DOSE

85,54,573

Doses administered

▲ 2,123



Priority Group*

Health Care Workers

Dose 1

2,10,268

Doses administered

▲ 1

Dose 2

2,05,974

Doses administered

▲ 11

Frontline Workers

Dose 1

3,81,735

Doses administered

▲ 0

Dose 2

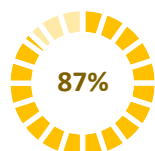
3,72,031

Doses administered

▲ 12

18 - 44 Years Coverage

Dose 1

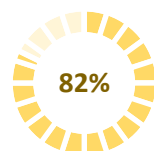


57,22,519

Doses administered

▲ 333

Dose 2



54,07,363

Doses administered

▲ 1,563

PRECAUTION DOSE



3,56,156

Doses administered

▲ 5,004

PRECAUTION DOSES ADMINISTERED

Health Care Workers

63,579

Booster Doses administered

▲ 278

Front Line Workers

49,194

Booster Doses administered

▲ 349

60 + Years Coverage

2,40,892

Booster Doses administered

▲ 2,878

18 + Years Coverage

2,491

Booster Doses administered

▲ 1,499

45 - 59 Years Coverage

Dose 1

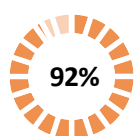


16,92,112

Doses administered

▲ 50

Dose 2



16,30,967

Doses administered

▲ 335

60 + Years Coverage

Dose 1



9,78,109

Doses administered

▲ 46

Dose 2



9,38,238

Doses administered

▲ 225



COVID-19 SCENARIO IN BENGALURU AND OTHER METROPOLITAN CITIES



CITY NAME	Positive Cases	Active Cases	Recovered	Deceased	Vaccine Doses Administered
New Delhi	18,66,380	601	18,39,622	26,157	3,28,47,018
Bengaluru*	17,82,146	1,328	17,63,855	16,963	2,13,91,668
Mumbai	10,57,520	313	10,37,647	19,560	2,06,60,020
Chennai	7,51,212	95	7,42,049	9,068	1,02,81,047
Kolkata	4,47,192	272	4,41,264	5,656	98,37,903

Source : <https://dashboard.cowin.gov.in/> at 5:00pm (12.04.2022)
Source : <https://www.covid19bharta.in/> at 5:00pm (12.04.2022)

*includes BBMP & Bengaluru Urban



SNAPSHOT OF COVID-19 CASES IN BENGALURU URBAN



**Total Wards With
<=5 Cases* :
188**

**Tests Conducted
On 11.04.2022:
3,390**

**Recovery
Rate:
98.97%**

**Total
Active Cases :
1,328**

**Total Vaccinated on
11.04.2022:
17,191**

**Positivity
Rate* :
1.32%**

**Active
Rate:
0.07%**

**Case
Fatality Rate* :
0.31%**



*Total positive cases In the past 7 days

*CFR and positivity is for Past 7 days



ಬೃಹತ್ ಬೆಂಗಳೂರು ಮಹಾನಗರ ಪಾಲಿಕೆ
Bruhat Bengaluru Mahanagara Palike



Download BBMP Bulletin	https://apps.bbmpgov.in/covid19/mediabulletin.php
For BBMPCovid19 Bed Status:	https://apps.bbmpgov.in/covid19/en/Bedstatus.php
To register for vaccination :	https://selfregistration.cowin.gov.in/
BBMP COVID19 Dashboard:	https://apps.bbmpgov.in/covid19/
Follow us on:	 www.facebook.com/bbmp.comm1/
	 twitter.com/BBMPCOMM

Issued by:

Honorable Chief Commissioner, BBMP
Special Commissioner Health & IT, BBMP
MD, Bengaluru Smart City Limited

THANK YOU !



Department of Health and Family Welfare
National Health Mission

**DON'T LET
COVID KEEP
YOU ON THE
BACK FOOT**

For more details please call 24X7 Toll-Free Health Helpline 104
Health For All, Health Everywhere

